

# PHACS

## Making County Level Health Data Available for Arkansas Communities

**UAMS**

UNIVERSITY OF ARKANSAS  
FOR MEDICAL SCIENCES

# Goals for today's presentation

- ⦿ Resources and Planning
- ⦿ Technical Environment
- ⦿ Purposes and goals
- ⦿ Contents
- ⦿ Data access
- ⦿ Planned improvements

# Resources

- ***Web-Based Systems for Dissemination of Health-Related Data: A Guide for Public Health Agencies Developing, Adopting, or Purchasing Interactive Web-Based Data Dissemination Systems***  
(Available from CDC:  
[www.cdc.gov/osels/ph\\_surveillance/nndss/files/WDDSGuideF3.doc](http://www.cdc.gov/osels/ph_surveillance/nndss/files/WDDSGuideF3.doc))
- **Usability.gov** (Guide for creating usable and useful websites)
- **Web Accessibility Initiative (WAI)** <http://www.w3.org/WAI/>

# Planning

- Database Development: Nov 2009 – Jan 2010
- Web User Analysis Survey: Jan 2010 – March 2010
- Website Development: Jan 2010 - May 2010
- User Acceptance Testing: May 2010 – July 2010
- Accessibility Testing: May 2010 – August 2010
- Go Live Date in August 2010
- User Satisfaction and Feedback Ongoing

# Technical Environment

- ◉ SQL Server Database Backend (Microsoft Access and Oracle SQL Developer Front End)
- ◉ ASP.NET 2.0 (Microsoft Visual Studio 2010 Express) (C#)
- ◉ Other Tools:
  - > iMapBuilder (Flash Maps) - Commercial
  - > ActivePerl - Free
  - > Crystal Reports - Commercial



PHACS *Public Health in Arkansas'  
Communities Search*

---



Center for Clinical Translational Research  
AR Center for Health Disparities  
AR Prevention Research Center

# PHACS

- ◉ Interactive website
- ◉ Health data at the county level
- ◉ Single location
- ◉ Variety of data sources and topics
- ◉ Most current data available
- ◉ Searchable in various ways
- ◉ Lay user-friendly

# Purpose

- To make the **most current county-specific health data** available to **community groups, students, researchers,** and members of the **lay community** in a **single location** and in a **user-friendly format.**

# Goals

- To facilitate planning and evaluation of health promotion programs
  - › Assessing needs
  - › Setting priorities
  - › Monitoring changes over time
- To facilitate the work of research teams preparing applications for extramural funding

# Contents

- More than 100 health indicators
  - › Demographics
  - › Social environment
  - › Access to health care
  - › Risk behaviors
  - › Preventive care and screening
  - › Health outcomes and mortality

# Search by

- County
- Topic
  
- Full report by county
- Other reports

- [Search by County](#)
- [Search by Topic](#)
- [Full Profile Report by County](#)
- [Other Reports](#)
- [Related Links](#)
- [Help](#)

- [Health Indicator Definitions](#)
- [FAQ](#)
- [Training Document](#)

**Contact Us**

- [Feedback](#)
- [Survey](#)

Google™ Custom Search

Search



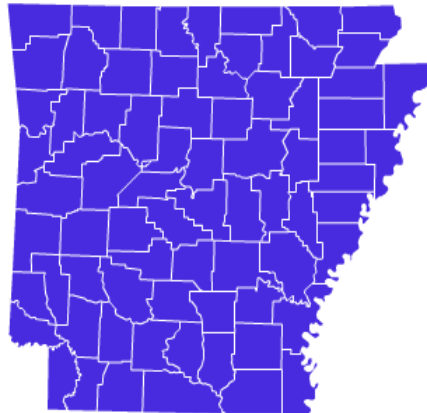
Gadgets powered by Google

## Public Health in Arkansas' Communities Search

Source for County Health Data in Arkansas

Welcome to PHACS! PHACS is a summary of indicators that can affect the health of Arkansas. Community groups, students, and researchers can use PHACS to find county health data from different sources.

Find Health Indicators by County



Select the County from the Map

-- Or --

Select County from the List

Enter Your County

This project is supported by:

[Arkansas Center for Health Disparities](#)

[Arkansas Prevention Research Center](#)

[UAMS Center for Clinical and Translational Research](#)



Public Health in Arkansas' Communities Search  
 Contact Us at [phacs@uams.edu](mailto:phacs@uams.edu)  
 4301 W. Markham #820, Little Rock, AR 72205, (501) 526-0360  
 All contents © 2000 - 2010

[UAMS Online](#) | [Copyright Statement](#) | [Privacy Statement](#)

- [Search by County](#)
- [Search by Topic](#)
- [Full Profile Report by County](#)
- [Other Reports](#)
- [Related Links](#)
- [Help](#)

- [Health Indicator Definitions](#)
- [FAQ](#)
- [Training Document](#)

**Contact Us**

- [Feedback](#)
- [Survey](#)

Google™ Custom Search

Search



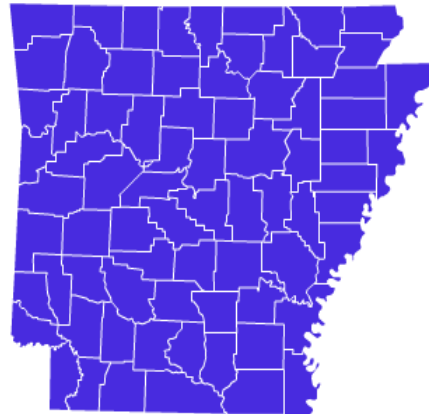
Gadgets powered by Google

## Public Health in Arkansas' Communities Search

Source for County Health Data in Arkansas

Welcome to PHACS! PHACS is a summary of indicators that can affect the health of Arkansas. Community groups, students, and researchers can use PHACS to find county health data from different sources.

Find Health Indicators by County



Select the County from the Map

-- Or --

Select County from the List

Enter Your County

This project is supported by:

[Arkansas Center for Health Disparities](#)

[Arkansas Prevention Research Center](#)

[UAMS Center for Clinical and Translational Research](#)



Public Health in Arkansas' Communities Search  
 Contact Us at [phacs@uams.edu](mailto:phacs@uams.edu)  
 4301 W. Markham #820, Little Rock, AR 72205, (501) 526-0360  
 All contents © 2000 - 2010

[UAMS Online](#) | [Copyright Statement](#) | [Privacy Statement](#)

- [Search by County](#)
- [Search by Topic](#)
- [Full Profile Report by County](#)
- [Other Reports](#)
- [Related Links](#)
- [Help](#)

- [Health Indicator Definitions](#)
- [FAQ](#)
- [Training Document](#)

**Contact Us**

- [Feedback](#)
- [Survey](#)

Google™ Custom Search

Search



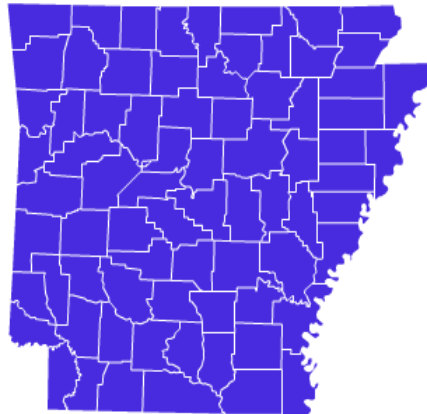
Gadgets powered by Google

## Public Health in Arkansas' Communities Search

Source for County Health Data in Arkansas

Welcome to PHACS! PHACS is a summary of indicators that can affect the health of Arkansans. Community groups, students, and researchers can use PHACS to find county health data from different sources.

Find Health Indicators by County



Select the County from the Map

-- Or --

Select County from the List

Enter Your County

This project is supported by:

[Arkansas Center for Health Disparities](#)

[Arkansas Prevention Research Center](#)

[UAMS Center for Clinical and Translational Research](#)



Public Health in Arkansas' Communities Search  
 Contact Us at [phacs@uams.edu](mailto:phacs@uams.edu)  
 4301 W. Markham #820, Little Rock, AR 72205, (501) 526-0360  
 All contents © 2000 - 2010

[UAMS Online](#) | [Copyright Statement](#) | [Privacy Statement](#)



[Search by County](#) > Select Health Indicator

- [Search by County](#)
- [Search by Topic](#)
- [Full Profile Report by County](#)
- [Other Reports](#)
- [Related Links](#)
- [Help](#)

- [Health Indicator Definitions](#)
- [FAQ](#)
- [Training Document](#)

[Contact Us](#)

- [Feedback](#)
- [Survey](#)

Google™ Custom Search

Search



Gadgets powered by Google

### Select Category and Health Indicator to View for Faulkner County

To search for health data for this county, select a category in step 1. Then choose a health indicator in step 2. After both category and indicator are chosen, click the submit button to view results.

**Step 1: Select one of the following categories/topic areas:**

Choose only one category.

[View Description by Selecting a Category](#)

Select Category

**Step 2: Select one of the following health indicators:**

Choose only one health indicator associated with the above category.

[View Description by Selecting a Health Indicator](#)

Select Health Indicator





[Search by County](#) > Select Health Indicator

- [Search by County](#)
- [Search by Topic](#)
- [Full Profile Report by County](#)
- [Other Reports](#)
- [Related Links](#)
- [Help](#)

- [Health Indicator Definitions](#)
- [FAQ](#)
- [Training Document](#)

[Contact Us](#)

- [Feedback](#)
- [Survey](#)

Google™ Custom Search

Search



Gadgets powered by Google

### Select Category and Health Indicator to View for Faulkner County

To search for health data for this county, select a category in step 1. Then choose a health indicator in step 2. After both category and indicator are chosen, click the submit button to view results.

Step 1: Select one of the following categories/topic areas:

Choose only one category.

Select Category

- Select Category
- Demographics
- Behavioral Risk Factors
- Social Environmental Factors
- Access to Health Care
- Preventive Care and Screenings
- Health Outcomes and Mortality
- View All Health Indicators

[View Description by Selecting a Category](#)

[View Description by Selecting a Health Indicator](#)





[Search by County](#) > Select Health Indicator

- [Search by County](#)
- [Search by Topic](#)
- [Full Profile Report by County](#)
- [Other Reports](#)
- [Related Links](#)
- [Help](#)

- [Health Indicator Definitions](#)
- [FAQ](#)
- [Training Document](#)

**Contact Us**

- [Feedback](#)
- [Survey](#)




### Select Category and Health Indicator to View for Faulkner County

To search for health data for this county, select a category in step 1. Then choose a health indicator in step 2. After both category and indicator are chosen, click the submit button to view results.

**Step 1: Select one of the following categories/topic areas:**

Choose only one category.

[View Description by Selecting a Category](#)

There is ample evidence to show that increasing use of proven preventive services will result in fewer people suffering from diseases that could have been prevented or treated with less pain at early stages. Also, preventive services are often more.... [See More Info](#)

**Step 2: Select one of the following health indicators:**

Choose only one health indicator associated with the above category.

- Select Health Indicator
- Children with Age Appropriate Vaccinations
- Number of Adults That Meet Physical Activity Recommendation
- Percent of Adults That Meet Physical Activity Recommendation
- Percent of Adults with No HIV Test
- Percent of Elderly with No Flu Shot
- Percent of Elderly with No Pneumonia Shot
- Percent of Males Never Having Colorectal Exams
- Percent of Males with No Recent Prostate Exams
- Percent of Women with No Recent Mammogram
- Percent of Women with No Recent Pap Test

[View Description by Selecting a Health Indicator](#)



Public Health in Arkansas' Communities Search  
Contact Us at [phacs@uams.edu](mailto:phacs@uams.edu)  
4301 W. Markham #820, Little Rock, AR 72205, (501) 526-0360

All contents © 2000 - 2010

[UAMS Online](#) | [Copyright Statement](#) | [Privacy Statement](#)



Search by County > Select Health Indicator > Health Indicator Results

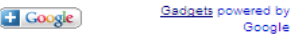
- [Search by County](#)
- [Search by Topic](#)
- [Full Profile Report by County](#)
- [Other Reports](#)
- [Related Links](#)
- [Help](#)
  - [Health Indicator Definitions](#)
  - [FAQ](#)
  - [Training Document](#)
- [Contact Us](#)
  - [Feedback](#)
  - [Survey](#)

### PHACS Health Indicator Search Results

Percent of Elderly with No Flu Shot (View Map)	
County:	Faulkner
Source of Information:	Arkansas Behavioral Risk Factor Surveillance Survey
Year(s) Related to Data:	2008
Measure:	Percent
Value for the County:	27.4%
*Ranking Compared to other Counties:	Higher
State of Arkansas Value:	29.6%

- [Printer Friendly](#)
- [Export to Excel](#)
- [Email Results](#)
- [Faulkner County Profile Report\\*\\*](#)
- [View all Indicators for Faulkner County in the Preventive Care Category](#)

Google Custom Search



#### Description:

Percent of Adults (65 and Older) Reporting No Flu Shot in Past Year. Influenza vaccinations are especially important for the elderly and the very young, since these groups typically have higher influenza mortality rates.

#### Source/Citation:

University of Arkansas for Medical Sciences Public Health in Arkansas Communities Search. (2010).Percent of Elderly with No Flu Shot 2008. Retrieved Sep 01, 2010 from PHACS database. Available from Arkansas Behavioral Risk Factor Surveillance Survey database.

#### More Information:

\* Health Ranking compared to other counties. This is a result of quintile ranking for all 75 counties in Arkansas. The rankings are assigned by placing the counties into five equal groups by the occurrence of the health indicator. If a county value exist is two adjacent groups, then the county is moved to the quintile group with the most favorable rating.

Quintile 1 - Highest, represents the counties with the most favorable health ranking (in demographics, this represents highest occurrence of the demographic)

Quintile 2 - Higher, represents the counties with the second highest favorable health ranking (in demographics, this represents counties between the highest and mid-range occurrence of the demographic)



[Search by County](#) > [Search by Topic](#) > Map Results

- [Search by County](#)
- [Search by Topic](#)
- [Full Profile Report by County](#)
- [Other Reports](#)
- [Related Links](#)
- [Help](#)

- [Health Indicator Definitions](#)
- [FAQ](#)
- [Training Document](#)

**Contact Us**

- [Feedback](#)
- [Survey](#)

Google™ Custom Search

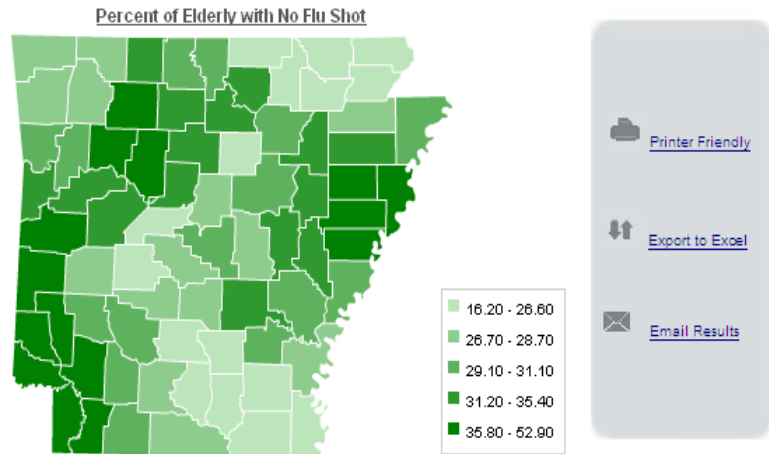
Search



Gadgets powered by Google

### Map Search Results: Percent of Elderly with No Flu Shot

Point the mouse over the county to see the county name and the value for this indicator. Click on the county to see the County Profile Report. Must have [Adobe Reader](#) to view the report. If map does not work properly, make sure you have [Flash](#) installed.



- [Printer Friendly](#)
- [Export to Excel](#)
- [Email Results](#)

**Description:**

Percent of Adults (65 and Older) Reporting No Flu Shot in Past Year. Influenza vaccinations are especially important for the elderly and the very young, since these groups typically have higher influenza mortality rates.

**Source/Citation:**

University of Arkansas for Medical Sciences Public Health in Arkansas Communities Search. (2010). Percent of Elderly with No Flu Shot 2008. Retrieved Sep 01, 2010 from PHACS database. Available from Arkansas Behavioral Risk Factor Surveillance Survey database.

County Value Table				More Information:
County	Ranking (1-5)	Value		Health Ranking compared to other counties. This is a result of quintile ranking for all 75 counties in Arkansas. The rankings are assigned by placing the counties into five equal groups by the occurrence of the health indicator. If a county value exist is two
Arkansas	3	29.7%		
Ashley	1	25.8%		
Baxter	3	30.6%		



[Search by County](#) > [Search by Topic](#) > Map Results

- [Search by County](#)
- [Search by Topic](#)
- [Full Profile Report by County](#)
- [Other Reports](#)
- [Related Links](#)
- [Help](#)

- [Health Indicator Definitions](#)
- [FAQ](#)
- [Training Document](#)

#### Contact Us

- [Feedback](#)
- [Survey](#)

Google™ Custom Search

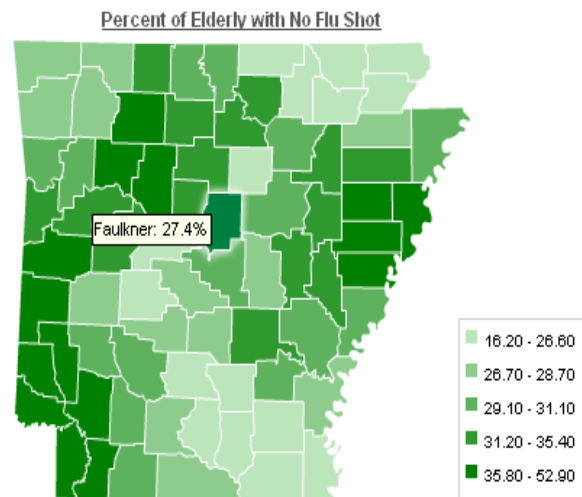
Search



Gadgets powered by Google

## Map Search Results: Percent of Elderly with No Flu Shot

Point the mouse over the county to see the county name and the value for this indicator. Click on the county to see the County Profile Report. Must have [Adobe Reader](#) to view the report. If map does not work properly, make sure you have [Flash](#) installed.



[Printer Friendly](#)

[Export to Excel](#)

[Email Results](#)

#### Description:

Percent of Adults (65 and Older) Reporting No Flu Shot in Past Year. Influenza vaccinations are especially important for the elderly and the very young, since these groups typically have higher influenza mortality rates.



## PHACS County Profile Report for Faulkner County



Presented by: Arkansas Center for Clinical and Translational Research,  
Arkansas Center for Health Disparities,  
Arkansas Prevention Research Center

Martha Phillips, PhD, MPH, MBA, EdS

Melanie Goodell, MPH

Nikiya Simpson, MBA

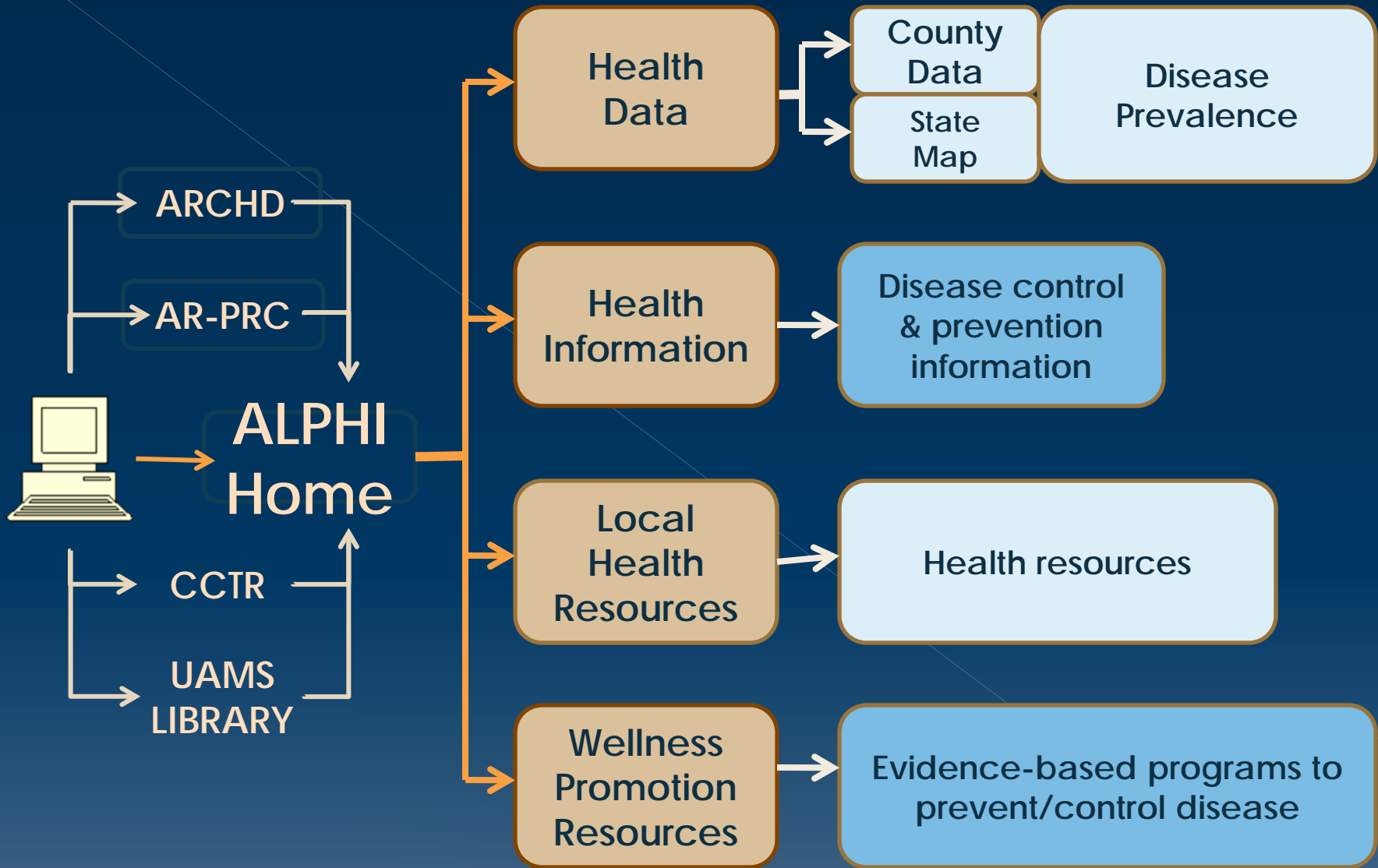
## PHACS Faulkner County Profile Report

### Social Environment Factors

Indicator/Variable	Data Source	Year(s)	Measure	Ranking	County Value	Arkansas
Population Under Poverty	<i>United States Census Bureau</i>	2007	Count	5	14,734	N/A
Percent of Population Under Poverty	<i>United States Census Bureau</i>	2007	Percent	1	14.9%	N/A
Child Poverty Population	<i>United States Census Bureau</i>	2007	Count	5	4,149	N/A
Percent with Child Poverty	<i>United States Census Bureau</i>	2007	Percent	1	16.3%	N/A
Percent of Elderly Poverty	<i>United States Census Bureau</i>	2000	Percent	1	12%	N/A
Total Children in Foster Care	<i>Arkansas Department of Human Services</i>	2009	Count	4	116	7,446
Childcare Capacity of Licensed Facilities	<i>Arkansas Department of Human Services</i>	2009	Count	1	5,489	172,161
Number of True Child Abuse Reports	<i>Arkansas Department of Human Services</i>	2008	Count per 1,000 Children	5	178	N/A
Percent of True Child Abuse Reports	<i>Arkansas Department of Human Services</i>	2008	Percent per 1,000 Children	3	22.2%	N/A
Number of Unsubstantiated Child Abuse Reports	<i>Arkansas Department of Human Services</i>	2008	Count	5	569	N/A
Count of Food Stamp Cases	<i>Arkansas Department of Human Services</i>	2009	Count	5	5,671	234,176
Number of Persons in Food Stamps Program	<i>Arkansas Department of Human Services</i>	2009	Count	5	14,448	577,329
Food Stamp Applications Approved	<i>Arkansas Department of Human Services</i>	2009	Count	1	6,432	241,655
Food Stamp Applications Declined	<i>Arkansas Department of Human Services</i>	2009	Count	1	5,096	114,330

# Next Steps

- ◉ Additional indicators
- ◉ Systematic maintenance and update plan
- ◉ Spanish version
- ◉ Expansion of site



[www.uams.edu/phacs](http://www.uams.edu/phacs)

