

WebCT Selective Release

Selective Release	<p>This feature is not found in other Course Management Systems</p> <p>The Selective Release feature:</p> <ul style="list-style-type: none"><input type="checkbox"/> allows you to truly automate release of course materials<input type="checkbox"/> allows you to make your course competency based<input type="checkbox"/> allows makeup tests without access by other students<input type="checkbox"/> can provide remediation to students who haven't mastered concepts<input type="checkbox"/> allows timed release of materials without manual alterations at those times<input type="checkbox"/> many conveniences to you and your students <p>Determines when you want a link to appear To whom you want a link to appear</p> <p>If link appears on Homepage, Organizer Page or Course Menu, you can apply selective release to all locations of the link</p> <p>You can release a link by setting release criteria based on one or more of the following:</p> <ul style="list-style-type: none">● First name, Last Name, User ID● Student records● Duration
Choose	

icon/quiz/content
to selectively
release

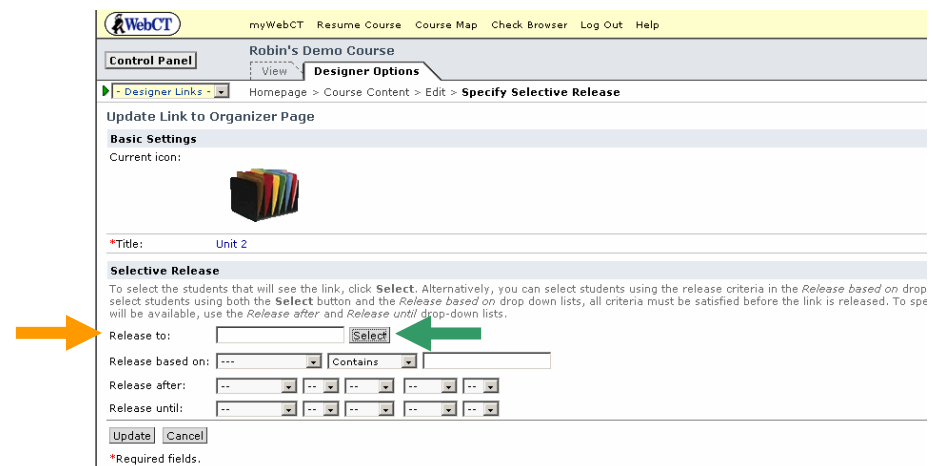
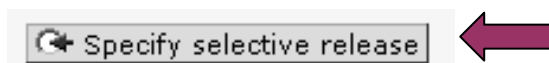
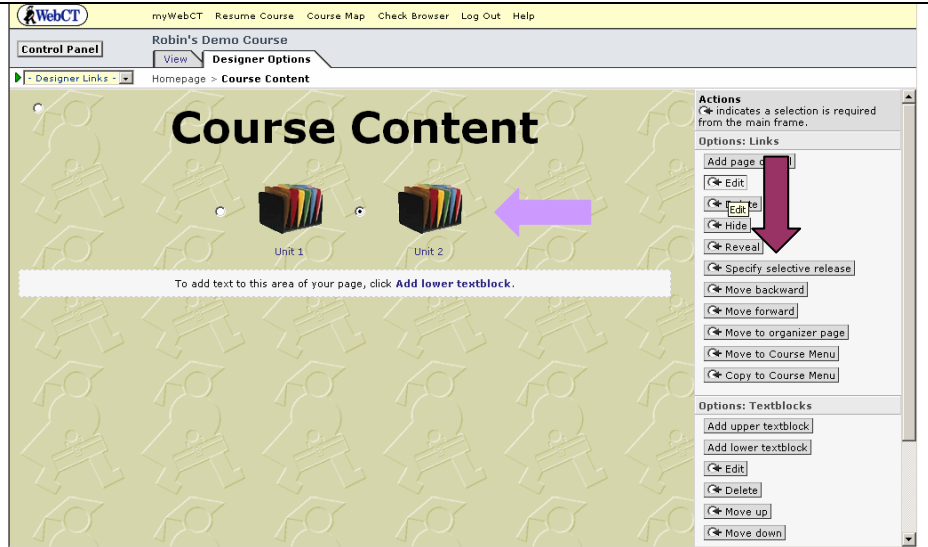
Select Specify
Selective Release
button

A new window will
open in which to
select release
criteria

Leave this text
block blank to
release icon to
all students.

To release icon
to only a certain
student or
students,
choose **Select**

Select the
appropriate




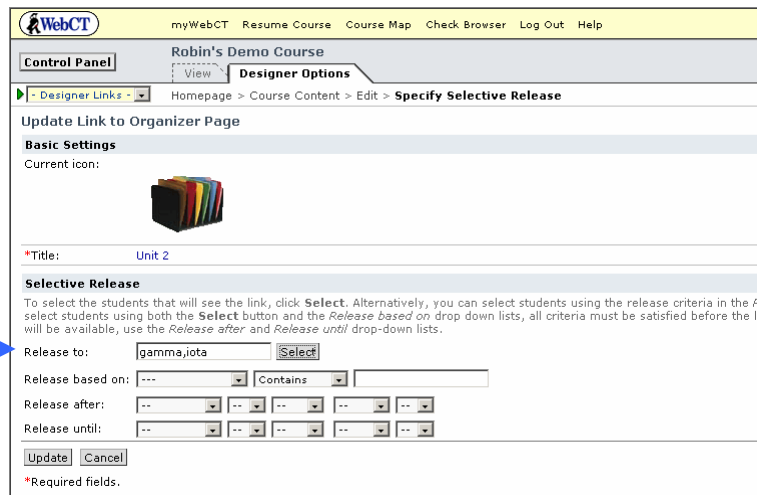
student(s)

Choose



Member Selection		
<input type="button" value="Update"/>	<input type="button" value="Cancel"/>	<input type="button" value="Paste records"/>
<input type="checkbox"/>	<input type="button" value="Update"/>	Name
<input type="checkbox"/>		ka
<input type="checkbox"/>		th
<input type="checkbox"/>		Shannon N Barringer ba
<input type="checkbox"/>		Becky Butler bu
<input type="checkbox"/>		Debra Collins Co
<input type="checkbox"/>		Beth Conover Co
<input type="checkbox"/>		Susan Hassed Ha
<input type="checkbox"/>		Sarah Jackson ja
<input type="checkbox"/>		Lenna Levitch Le
<input type="checkbox"/>		Cynthia Lim lir
<input type="checkbox"/>		Abe Lincoln de
<input checked="" type="checkbox"/>		Abraham Lincoln ge
<input type="checkbox"/>		Williamson Lori W
<input type="checkbox"/>		Shelly Nielson Ni
<input checked="" type="checkbox"/>		Betsy Ross io

The WebCT id for the selected students will display in the **Release to:** textbox. 



myWebCT myWebCT Resume Course Course Map Check Browser Log Out Help


Robin's Demo Course

Control Panel View Designer Options

Designer Links -> Homepage > Course Content > Edit > Specify Selective Release

Update Link to Organizer Page

Basic Settings

Current icon: 

*Title: Unit 2

Selective Release

To select the students that will see the link, click **Select**. Alternatively, you can select students using the release criteria in the **Release based on** and **Release after** drop-down lists, all criteria must be satisfied before the link will be available, use the **Release after** and **Release until** drop-down lists.

Release to: gamma,iota

Release based on: --- Contains

Release after: -- -- -- -- --

Release until: -- -- -- -- --

*Required fields.

To release the icon based on specific criteria

that must be met before the icon is made available, select the column, quiz, survey or assignment from the Release based on: drop-down menu →

From the second Release based on: drop-down list, select the release criteria →

Enter the specified numeric or alphabetical value or specified

text string.

In order to release the icon by a particular date, select the date →

Choose

Update →

In order to close access to the icon, select the date →

Choose

Update →

Selective Release

Release to:

Release based on: Lesson 1 Equals 80