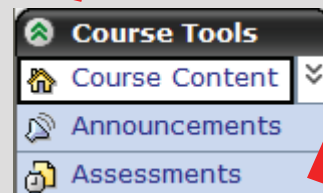
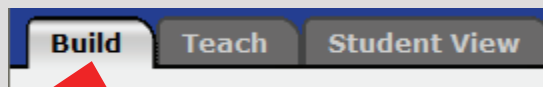


Adjust Available Dates and Time

Directions

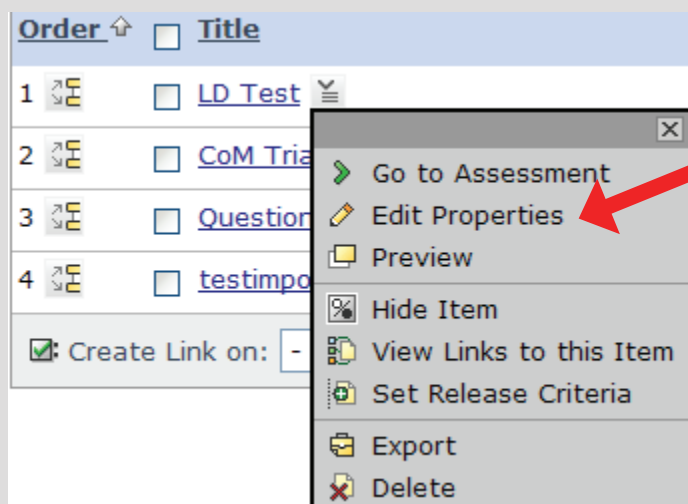
1. From the **Build** tab,
2. Click on **Assessments**
(Under course tools)
3. Locate the Assessment you wish to adjust
4. Click on the action link to the right of the assessment
5. Select edit properties

Diagram



Assessments

Order	Title
1	LD Test
2	CoM Trial Exam
3	Question Format with Images
4	testimport (Hidden)



Adjust Available Dates and Time

Directions

6. Scroll to the bottom of the page and single click Dates Available
7. Adjust the dates/times accordingly
8. Select Save at the bottom of the page

Diagram

More Options (Click on the arrow icons to expand or collapse these optional settings.)

- ⌵ **Dates Available**
- ⌵ **Results Properties**
- ⌵ **Submission Properties**
- ⌵ **Security Properties**
- ⌵ **Custom Instructions**

Save Cancel

⌶ **Dates Available**

Start Time:

End Time: Unlimited

End Time indicates when a Student can no longer have a duration to complete the assessment.

Create a corresponding event in the Calendar

If you also set release criteria, this assessment will be available only if you set the release criteria.

- ⌵ **Results Properties**
- ⌵ **Submission Properties**
- ⌵ **Security Properties**
- ⌵ **Custom Instructions**

Save Cancel