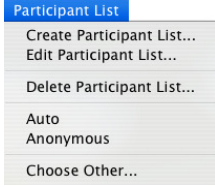


The Eight Steps to Successfully Running TurningPoint Anywhere for Mac with ResponseWare

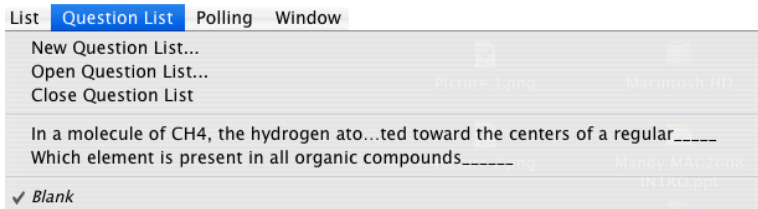
1. Plug in the Receiver.



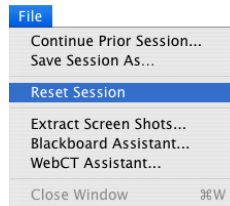
2. Open TurningPoint by double clicking the Icon  from the dock.

3. Select a Participant List , if tracking students.

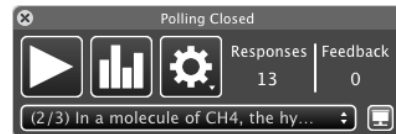
4. Select a QuestionList, if using pre-created questions.



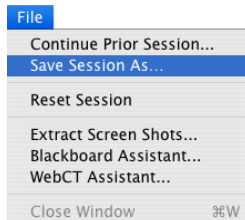
5. Reset the session.



6. Open and close polling from the showbar.



7. Save the Session



8. (optional) Generate Reports.